



Quick Reference Guide

Version 1.1 : June, 2009

Fluorescents

**High/Low Bays,
Sconces & Floods**




Down Lights

**Emergency &
Vandal Resistant**

Site Lighting

Fluorescents

Version 1.1 : June, 2009

Recessed Fluorescent Troffers	Description	Part Number	Page	Spec Sheet
DAYBRITE 	2' x 2' – 2 Lamp Static	2TG8 G 2 17 12 120V CM	54	
	2' x 4' – 3 Lamp Static	2TG8 G 2 32 12 120V CM	54	
	2' x 4' – 3 Lamp, Air	2 DPC G A 2 32 12 120V	48	
	20" x 60" – 2 Lamp, Air	20FPA 2 32 12	50	
	1' x 4' – 2 Lamp Static	1TG G 232 01	54	
Commodity Deep Cell Parabolics	Description	Part Number	Page	Spec Sheet
DAYBRITE 	2' x 2' – 2 Lamp Static 9 Cell	2LP3C G S 2 17-33AL 120V	45	
	2' x 4' – 2 Lamp Static 16 Cell	2LP3C G S 2 32-28AL 120V	45	
	2' x 4' – 3 Lamp Static 24 Cell	2LP3C G S 3 32-38AL 120V	45	
	2' x 4' – 3 Lamp Air 24 Cell	2LP3C G A 3 32-38AL 120V	45	
Specification Grade High Performance Deep Cell	Description	Part Number	Page	Spec Sheet
DAYBRITE 	1' x 4' – 2 Lamp Static 8 Cell	1P3C G S 2 32-18AL 120V	43	
	2' x 4' – 2 Lamp Static 9 Cell	2P3C G S 2 17-33AL 120V	43	
	2' x 4' – 2 Lamp Static 16 Cell	2P3C G S 2 32-28AL 120V	43	
	2' x 4' – 3 Lamp Static 24 Cell	2P3C G S 3 32-38AL 120V	43	
	2' x 4' – 3 Lamp Air 24 Cell	2P3C G A 3 32-38AL 120V	43	
	20" x 40" – 2 Lamp Stat 18 Cell	20P3C G S 2 32-28AL 120V	43	
Recessed / Surface Mount Direct / Indirect Troffers	Description	Part Number	Page	Spec Sheet
DAYBRITE 	2' x 2' – 2 Lamp Perf Basket Solid Louvre	2AV G 2 CF40 LMWS 120V	17	
	2' x 2' – 2 Lamp Perf Basket Solid Louvre	2AV G A 2 CF40 PMW 120V	18	
	2' x 4' – 2 Lamp Perf Basket	2AV G 2 32 PMW 120V	17	
	2' x 4' – 2 Lamp Perf Basket Air	2AV A 2 32 PMW 120V	18	
	2' x 4' – 2 Lamp Perf 2 Side Basket	2AVS G 2 32 PMW 120V	20	
	1' x 2' - 2 Lamp Asymmetric 1 Side Basket	1AVA G 2 17 PMW 120V	21	
	2' x 2' – 2 Lamp Surface Mnt Perf Basket	2SAV C 215 PMW 120V	24	


Fluorescents

Version 1.1 : June, 2009

Suspended Direct / Indirect	Description	Part Number	Page	Spec Sheet
-----------------------------	-------------	-------------	------	------------

DAYBRITE




4' Semi / Indirect Perf – 2 Lamp	RO S P MW 1C 2 32 120	15	
4' Indirect Only – 2 Lamp	RO S S MW 1C 2 32 120	15	

Small Cross-Section Suspended Direct/Indirect	Description	Part Number	Page	Spec Sheet
---	-------------	-------------	------	------------

DAYBRITE




4' Direct / Indirect Perf – 2 Lamp T5	L5 P MW 1R 2 28 W 4 120	12	
4' Direct / Indirect Solid – 2 Lamp T5	L5 S MW 1R 2 28 W 4 120	12	

Linear Suspended	Description	Part Number	Page	Spec Sheet
------------------	-------------	-------------	------	------------

BEGHELLI




4' Sirius – 2 Lamp T8 – Mirror Finish	SRST8 HT 232W 120V AC50 MF	61	
4' Sirius – 2 Lamp T5 – Mirror Finish	SRST5 HT 228W 120V AC50 MF	59	

Suspended Linear Direct Low Profile	Description	Part Number	Page	Spec Sheet
-------------------------------------	-------------	-------------	------	------------

BEGHELLI




4' Leader – 2 Lamp T5 – Mirror Finish	BS500T8 HT 228W 120V RE MF	73	
---------------------------------------	-------------------------------	----	---

Linear Suspended Indirect	Description	Part Number	Page	Spec Sheet
---------------------------	-------------	-------------	------	------------

BEGHELLI



4' Profilo – 2 Lamp T5 – Cloud White	PROT5 4 HT 228W 120V AC50 CW	49	
4' Profilo – 2 Lamp T5HO – Cloud White	SRST5HO HT 228W 120V AC50 MF	50	

Fluorescents

Version 1.1 : June, 2009

Industrial Generic Grade	Description	Part Number	Page	Spec Sheet
DAYBRITE 	4' – 2 Lamp, T8, 10% Uplight	IAC 2 32 PP 120V	127	
	8' – 2 Lamp / 4', T8, Tandem	TIAC 2 32 PP 120V	127	
Industrial Spec Grade Turret Socket	Description	Part Number	Page	Spec Sheet
DAYBRITE 	4' – 2 Lamp, T8, 10% Uplight	1FC 2 32 PP 120V	120	
	4' – 3 Lamp, T8, 10% Uplight	1FC 3 32 PP 120V	120	
	8' – 2 Lamp / 4' T8	T1FC 2 32 PP 120V	120	
	8' – 3 Lamp / 4' T8	T1FC 3 32 PP 120V	120	
Vapour Tight	Description	Part Number	Page	Spec Sheet
BEGHELLI 	4' – 2 Lamp, T8, IP65	BS100T8 4 HT 232W 120V	131	
	4' – 2 Lamp, T5HO, IP65	BS100T5 4 HT 254W 120V	130	
Fluorescent Cube Ceiling or Wall Mount	Description	Part Number	Page	Spec Sheet
DAYBRITE 	4' – 1 Lamp, T8	CUBE L 1 32 W O 120V	104	
	4' – 2 Lamp, T8	CUBE L 2 32 W O 120V	104	
Strip	Description	Part Number	Page	Spec Sheet
DAYBRITE 	4' – Single Lamp	N132-UNV-1/1EB	110	
	4' – 2 Lamp	T232-UNV-1/2EB	110	
	4' – 2 Lamp, Wire Guard	T232-UNV-1/2EB WGN4	110	
	8' – 2 Lamp / 4'	TT232-UNV-1/4EB	110	



Quick Reference Guide



Fluorescents

Version 1.1 : June, 2009

FGL Fluorescent Gymnasium Luminaire

Description

Part Number

Spec
Sheet

DAYBRITE



T5 / T5HO Gymnasium Luminaire

FGL654HO-UNV-MC-1/42-EB-WL



Fluorescent Hi-Bay

Description

Part Number

Page

Spec
Sheet

DAYBRITE



4' – 4 Lamp T5HO – 120 / 277V

FBF454HO UNV 1/4EB

131



4' – 4 Lamp T5HO – 347V

FBF454HO 347 1/4EB

131



8' – 6 Lamp T5HO – 120 / 277V





TFBF354HO UNV 1/42-EB


131



Downlights

Version 1.1 : June, 2009

Line Voltage Incandescent Commercial Grade Downlights	Description	Part Number	Page	Spec Sheet
CAPRI 	4" Incandescent – Par16, Par20 or A19	CM4-A300-V45	611	
	4" Incandescent – Par16, Par20 or A19 Clear Reflector w/Prismatic Lens	CM4-A300-V45P	611	
	4" Incandescent Housing – Par16, Par20, or A19	CM4	610	
	6" Incandescent – Par30, Par38, R/BR40, or A21. Clear Reflector Self Flange Trims.	CM6-A300-V65SL	613	
	6" Incandescent Housing – Par30, Par38, R/BR40, or A21	CM6	612	
	8" Incandescent – Par38 Clear Reflector, Self Flange Trims	CM8-A300-V85SL	615	
	8" Incandescent Housing – Par38	CM8	614	

Line Voltage Incandescent Commercial Grade Wallwashers	Description	Part Number	Page	Spec Sheet
DAYBRITE 	6" Incandescent – A21, Single Clear Reflector, Wall Washer, Self Flange	CM6-A300-VW65SL	613	
	6" Incandescent Wall Washer Housing – Par30, Par38, R/BR40 or A21	CM6	612	
	8" Incandescent – A21, Double Clear Reflector, Wall Washer, Self Flange	CM8-A300-VWD85SL	615	
	8" Incandescent Wall Washer Housing	CM8	614	

Downlights

Version 1.1 : June, 2009

**Line Voltage Fluorescent
Commercial Grade Downlights**

Description







Part Number

Page

**Spec
Sheet**







CAPRI








4" CFL – Single Lamp Vertical, Low I.R. Clear Reflector, Self Flange	CM4-FV32U-V45SSL	581	
4" CFL Housing	CM4-FV32U	580	
6" CFL – Single Lamp Vertical, Low I.R. Clear Reflector, Self Flange	CM6-FV/26/32/42-V65SSL	583	
6" CFL – Single Lamp Vertical, Black Baffle	CM6-FV/26/32/42-V65BC	583	
6" CFL Housing	CM6-FV/26	582	
6" CFL – Twin Lamp Horizontal, Low I.R. Clear Reflector, Self Flange	CM6-F226-V65SSL	595	
6" CFL – Twin Lamp Horizontal Housing	CM6-F226	594	
8" CFL – Single Lamp Vertical, Low I.R. Reflector, Self Flange	CM8-FV/26/32/42-V85SSL	585	
8" CFL – Single Lamp Vertical Housing	CM8-FV/26	584	
8" CFL – Twin Lamp Horizontal, Low I.R. Clear Reflector, Self Flange	CM8-F226/32/42-H85SL	591	
8" CFL – Twin Lamp Horizontal Housing	CM8-F226	596	
10" CFL – Twin Lamp Horizontal, Low I.R. Clear Reflector, Self Flange	CM10-FX332-H1053LSL	599	
10" CFL Twin Lamp Horizontal Housing	CM10-FX332	598	

Downlights

Version 1.1 : June, 2009

Line Voltage Fluorescent Comm Grade Dn Lights / Wall Washers	Description	Part Number	Page	Spec Sheet
CAPRI 	6" CFL – Single Lamp, Low I.R. Single Clr Reflector, Wall Washer, Self Flange	CM6-FV26-VW65SSL	583	
	6" CFL – Single Lamp Wall Washer Housing	CM6-FV126	582	
	6" CFL – Twin Lamp Horiz., Low I.R. Dbl Clr Reflector, Wall Washer, Self Flange	CM6-F226-HWD65SSL	589	
	6" CFL – Twin Lamp Horizontal, Wall Washer Housing	CM6-F226	588	
	8" CFL – Single Lamp Vertical, Low I.R. Single Clear Reflector Wall Washer	CM8-FV126/32/42-VW85SSL	585	
	8" CFL – Single Lamp Vertical Wall Washer Housing	CM8-FV26	584	
	8" CFL – Twin Lamp Horiz., Low I.R. Dbl Clr Reflector, Wall Washer, Self Flange	CM8-F226/32/42-HWD85SSL	591	
	8" CFL – Twin Lamp Horizontal, Wall Washer Housing	CM8-F226	590	

Line Voltage HID Commercial Grade Downlights	Description	Part Number	Page	Spec Sheet
CAPRI 	4" HID – 70W MH Open Rated Universal Med. Lamp, Clear Reflector	CM4-M70-V45	603	
	4" HID – 20W MH Housing	CM4-M70	602	
	6" HID – 70W MH Open Rated Universal Med Lamp, Clear Reflector	CM6-M70-V45	605	
	6" HID – 70W MH Housing	CM6-M70	604	
	8" HID – 100W MH Open Rated, Universal Med Base, Clear Reflector, Self Flange	CM8-M100-V85SL	607	
	8" HID – 100W MH Housing	CM8-M100	606	
	8" HID – 150W MH, Open Rated, Universal Med Lamp, Clear Reflector, Self Flange	CM8-M150-V85SL	607	
	8" HID – 150W MH Housing	CM8-M150	606	
	10" HID – 250W MH, Open Rated, Univ. Med Base, Clear Reflector, Self Flange	CM10-M250-V105SL	608	
	10: HID – 250W MH Housing	CM10-M250	609	

Downlights

Version 1.1 : June, 2009

Low Voltage Incand. Spec Grade Architectural Dn Lights	Description	Part Number	Page	Spec Sheet
OMEGA 	4" Incandescent – 75W MR16, Clear Reflector, Self Flange	OM4-75MR16LV-CS-FF-EB	416	
	4" Incandescent – 50W MR16, Wall Washer	OM4-50MR16LV-BB-WW-EB	417	
	4" Incandescent – 75W MR16, Adjustable, Clear Reflector, Self Flange	OM4-75MR16LV-RADJ40-CS-FF-EB	418	
Line Voltage Incand. Spec Grade Architectural Dn Lights	Description	Part Number	Page	Spec Sheet
OMEGA 	4" Incandescent – Par20, Clear Reflector, Self Flange	OM4-50PAR20-CS	377	
	4" Incandescent – T4 Quartz, Med Distrib. Top Relamp, Clear Reflect, Self Flange	OM4-250T4QTZ-TR-MD-CS-FF	378	
	4" Incandescent – Par20 Adjustable, Clear Reflector, Self Flange	OM4-50PAR20-RADJ40-CS-FF	379	
	6" Incandescent – Par38, Clear Reflector, Self Flange	OM6-250PAR38-CS-FF	390	
	6" Incandescent – Par38 w/Top Relamp, Clear Reflector, Self Flange	OM6-250PAR38-TR-CS-FF	391	
	6" Incandescent – Par30, Lensed Wall Washer, Clear Reflector, Self Flange	OM6-75PAR30-LWW-CD-FF	396	
	6" Incandescent – Par38 Adjustable, Clear Reflector, Self Flange	OM6-25-PAR38-RADJ45-CS-FF	397	
	6" Incandescent – T4 Quartz, Med Distrib. Top Relamp, Clear Reflect, Self Flange	OM6-250T4QTZ-TR-MD-CS-FF	392	
	6" Incandescent – T4 Quartz, Wall Washer, Clear Reflector, Self Flange	OM6-25-T4QTZ-WW-CS-FF	393	
6" Incandescent – T4 Quartz Adjustable Clear Reflector, Self Flange	OM6-250T4QTZ-TR-RADJ40-WD-CS-FF	394		

Downlights

Version 1.1 : June, 2009

Low Voltage Fluorescent Spec Grade Architectural Dn Lights

Description















Part Number

Page

Spec Sheet







OMEGA



4" CFL – Open Vertical, Clear Reflector, Self Flange	OM4-26PLT-CS-FF	330	
4" CFL – Open Vertical, Wall Washer, Clear Reflector, Self Flange	OM4-26PLT-WW-CS-FF	331	
6" CFL – Open Vertical, Clear Reflector, Self Flange	OM6-26PLT-CS-FF	332	
6" CFL – Open Vertical, Wall Washer, Clear Reflector, Self Flange	OM6-26PLT-WW-CS-FF	333	
6" CFL – Lensed Vertical, Clear Reflector, Prismatic Lens	OM6-42PLT-SPL-PL	334	
6" Twin CFL – Horizontal Lamping, Clear Reflector, Self Flange	OM6-2-H-26QPL-CS-FF	336	
6" Twin CFL – Horizontal, Wall Washer, Clear Reflector, Self Flange	OM6-2-H-26QPL-WW-CS-FF	337	
6" Twin CFL – Horizontal Lamping, Fresnel Lensed (347V)	OM6-2-26QPL-SPL-FL-347	339	
6" Twin CFL – Horizontal Lamp, Shallow Depth Splay, Prismatic Lens (347V)	OM6-2-26QPL-SRD-SPL-PL-347	340	
6" Twin CFL – Horizontal, Wall Washer, Clear Reflector, Self Flange	OM6-2-H-26QPL-LWW-CS-FF	346	
8" Twin CFL – Horizontal Lamping Open, Clear Reflector, Self Flange	OM8-2-H-26QPL-ND-CS-FF	351	
8" Twin CFL – Horizontal, Wall Washer, Clear Reflector, Self Flange	OM8-2-H-26QPL-L-LWW-CS-FF	362	
10" Twin CFL – Horizontal Lamping Open, Clear Reflector, Self Flange	OM10-2-H-57PLT-CS-FF	364	
10" Twin CFL – Horizontal, Wall Washer, Clear Reflector, Self Flange	OM10-2-H-57PLT-DWW-CS-FF	365	

Downlights

Version 1.1 : June, 2009

Line Voltage HID Spec. Grade Down Lights	Description	Part Number	Page	Spec Sheet
OMEGA 	4" HID – 39W MH, Clear Reflector, Self Flange (347V N/A)	OM4-39PAR20-MH-CS- FF-120V	420	
	6" HID – MH Open, Clear Reflector, Self Flange	OM6-100ED17P-MH-CS- FF-347V	422	
	6" HID – MH Open, Wall Washer, Clear Reflector, Self Flange	OM6-100ED17P-MH-WW- CS-FF-347V	423	
	8" HID – MH Open, Clear Reflector, Self Flange	OM8-150ED17P-MH-CS-FF	431	
	8" HID – MH, Lensed Wall Washer, Clear Reflector, Self Flange	OM8-150PAR38-MH-LWW- CS-FF-120V	438	


Bay, Sconces & Floods

Version 1.1 : June, 2009

Interior Low-Bay

DAYBRITE






Description	Part Number	Page	Spec Sheet
400W MH Enclosed Reflector, 23"	DHO-400MTT-HC/W34-LR23-LP	199	

Interior High-Bay

DAYBRITE










Description	Part Number	Page	Spec Sheet
320W MH Open Reflector, 16" Pulse Start	DHO-320PTT-PSC-OR-HC/W34	192	
400W MH Closed Reflector, 16"	DHE-400MTT-HC6W/W34-RA16	193	
400W MH Open Acrylic Reflector, 16"	HBO-400MTT-AR16	184	

Exterior Wall Packs

NITEBRITES



Description	Part Number	Page	Spec Sheet
400W MH Dark Sky, Large Size (Lamp Included)	LDW 400 M TT-LP	264	
175W MH Dark Sky, Medium Size (Lamp Included)	MDW 175 M TT-LP	265	
70W MH Dark Sky Cutoff (Lamp Included)	WLB 070 M TT-LP	252	
400W MH Large Size (Photocell Included)	LWL 400 M TT-PC	255	
250W MH Large Size (Photocell Included)	LWL 250 M TT-LP	255	
50W MH Super Small Size (Lamp Included)	SSWL 050 M-12N-LP	250	
70W MH Small Size Die Cast Cutoff	WLD-70M-TT-BK	251	

Bay, Sconces & Floods

Version 1.1 : June, 2009

Architectural Spec Grade Wall Mounted Sconces


Description








Part Number

Page

Spec Sheet

GARDCO



Fascia Forms – 50W MH Lamp w/DR Acrylic Lens & Single Slot Criss-Cross Guard	500-D-50MH-G5	826	
111 Trapezoidal Wedge Mini Sconce, 32W CFL Lamp w/ Med Throw Distrib.	111-32TRF-MT-120	827	
101 Series 70W MH Lamping, Trapezoid Wedge Performance Sconce	101-70MH	828	
102 Series 70W MH Lamping, Rounded Wedge Performance Sconce	102-70MH	828	
Half Cylinder Sconce – 70W MH Lamping w/ Up-Down Distribution	103-FT-U-70MH	829	
Quarter Sphere Glow Sconce – 70W MH, 70% Forward Throw, 30% Uplight	105-FT-U-70MH	830	
Quarter Sphere Sconce – 70W MH, Forward Throw Distribution	106-FT-70MH	831	

Exterior Flood Lights

Description



Part Number

Page





Spec Sheet








NITEBRITES





1000W MH Large Size (Lamp Included)	FLL-10X-M-TT-LP	274	
400W MH Medium Size (Lamp Included)	FSM-400-M-TT-LP	273	



Emergency & Vandal Resistant Version 1.1 : June, 2009








Vapour Tight	Description	Part Number	Page	Spec Sheet
 	4' – 2 Lamp, T8, IP65	BS100T8 4 HT 232W 120V	131	
	4' – 2 Lamp, T5HO, IP65	BS100T5 4 HT 254W 120V	130	

Exit Sign	Description	Part Number	Page	Spec Sheet
 	LC1E Die-Cast Self Powered	LC1E SA LR U AL	54	
	LC1E Die-Cast AC Only	LC1E HT LR U AL	54	
	ESCO Plastic, Self Powered	EC-E SP L R U M	84	
	ESCO Plastic, AC Only	EC-E L R U M	84	
	Quadra Extruded Aluminum, Self Powered	QR-E SP LR U W	72	
	Quadra Extruded Aluminum, AC Only	QR-E LR U M	72	
	Ottica Edge Lit, LED, Self Powered	OT-E SP L C ROC 1 U LR PA	62	
	Ottica Edge Lit, LED, AC Only	OT-E L C ROC 1 U LR PA	62	
	Forteeza Vandal Resistant, Self Powered, Black Finish, IP65	FTZ SA LR 2 C BB	108	
	Forteeza Vandal Resistant, AC Only, Black Finish, IP65	FTZ HT LR 2 C BB	108	

Emergency & Vandal Resistant Version 1.1 : June, 2009

Emergency Battery Packs	Description	Part Number	Page	Spec Sheet
BEGHELLI 	Nova Battery Pack Only	NV (6,12,24V)(18-720W) 0	26	
	Nova Battery Pack w/2 Heads	NV (6,12,24V)(18-720W) 2SR	26	

Emergency Remote Heads	Description	Part Number	Page	Spec Sheet
BEGHELLI 	SR – Par18, 2 Head, Tungsten	SR 2 9W	139	
	SR – Par18, 2 Head, Quartz	SR 2 Q12W	139	

Vandal Resistant	Description	Part Number	Page	Spec Sheet
DAYBRITE 	Marine Grade, Aluminum, Linear , Wet Location, Vandal Resistant	VMA-N-2-32-C-347-1/2-WET	287	
	Polycarbonate Linear Vandal	VMP-N-32-C-120-1/2-WET	288	
	13" Decorative Round Die Cast, Fluorescent, Vandal Resistant	VR-W-42-120-C-TT	289	
	13" Decorative Round Die Cast, HID, Vandal Resistant	VR-W-070-M-120-E-BK	290	
	Decorative Oval, Fluorescent, Vandal Resistant	VO-W-32-C-EV-120-TT	291	
	Decorative Oval, HID, Vandal Resistant	VO-W-050-M-EV-120-TT	292	



Site Lighting

Version 1.1 : June, 2009

Commercial Grade Area Lighter

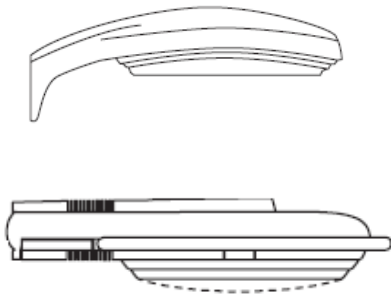
EMCO & NITEBRITES






Description	Part Number	Page	Spec Sheet
400W MC Architectural Area Lighter	AVA 1 3 400MH 120 BLP	866	
400W MH Architectural Cut Off Luminaire	RBX-400-M-MC3	269	

Specification Grade, High Performance Area Lighting

GARDCO




Description	Part Number	Page	Spec Sheet
Gullwing, Small Size, Horizontal Lamp, Type III Dist, Natural Aluminum Finish, 4" and 5" Round Pole Adapter	G13-3XL-120-NP-2-RPA2	804	
Gullwing, Large Size, Horizontal Lamp, Type V Dist, Natural Aluminum Finish, Square Pole Top Fitter	G18-Q-120-NP-2-SQPTF	804	
Circa Small Size, 20" Diameter, 150W MH, Type III Dist, Horizontal Lamp, Aluminum Ring Detail	CR20-RPA-3XL-150MH-120-NP-AR	805	
Circa Large Size, 25" Diameter, 400W MH, Type III Dist, Horizontal Lamp, Aluminum Ring Detail	CR25-RPA-3XL-400MH-120-NP-AR	805	

Bollards

GARDCO



Description	Part Number	Page	Spec Sheet
70W MH, Dome Top, 42" High, Bollard	BRM-42-70MH-120	851	
70W MH, Dome Top, 42" High, School Bollard	BRM822-42-70MH-120	854	